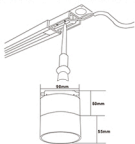


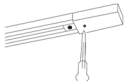
# ENGLISH IP20

Specification of installation in order to ensure safety use ,  
please notice the following items :

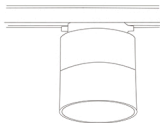
1. Read and understand the whole specification .
2. Suitable for the use of 220~240 and 50~60Hz
3. Please wear gloves as installation and avoid rot on the surface of plating
4. Must be installed on the fixed places and checked annually
5. Please turn off the lighting source by soft cloth as cleaning prohibited to use rotted detergent
6. Please connect with the local sales service center when there are any abnormality



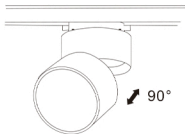
1. Install the track onto the ceiling, connect the home wires with the track



2. Install the track connector



3. Insert the lamp body onto the track, and lock two switches on the adapter to tighten



4. Adjust the right angle, Finished

Product coding: CLT 0.31 130